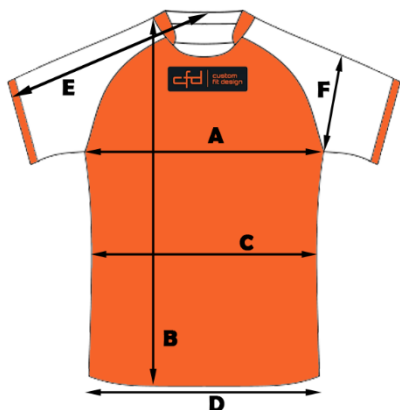
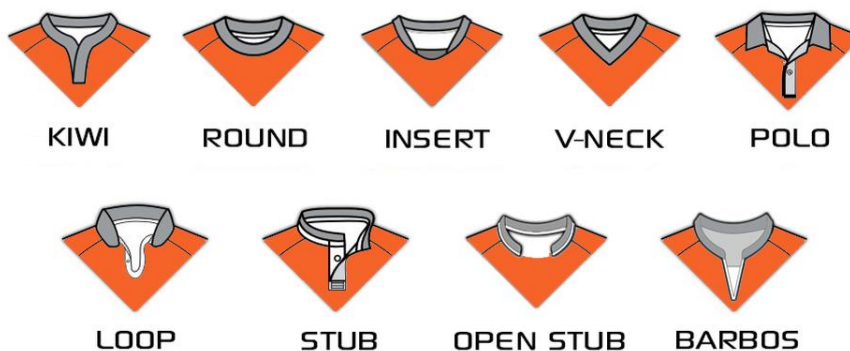


SLEEVED JERSEY



MEASURING TIP: Get a uniform that fits you comfortably. Measure them while they are laid flat and compare it to our sizing chart and choose the closest size to your measurements.

COLLAR TYPES



SIZING

MENS JERSEYS

	2XS	XS	S	M	L	XL	2XL	3XL	4XL	5XL
(A) Chest	45	47	50	53	56	59	62	65	68	71
(B) Length	64	67	70	72	74	76	78	80	82	84
(D) Bottom	45	47	50	53	56	59	62	65	68	71
(E) Sleeve Length CB	39	41	43	46	48	50	52	54	56	58
(F) Arm Hole	20	21	22	23	24	25	26	27	28	29

BOYS (YOUTH) JERSEYS

	6YO	8YO	10YO	12YO
(A) Chest	37	39	41	43
(B) Length	52	55	58	61
(D) Bottom	37	39	41	43
(E) Sleeve Length CB	31	33	35	37
(F) Arm Hole	16	17	18	19

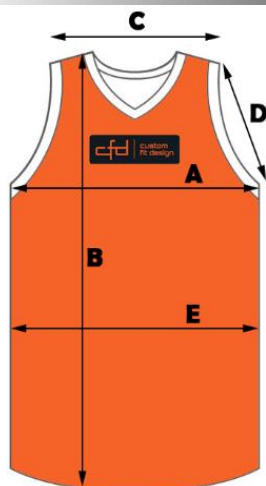
WOMENS JERSEYS

	2XS	XS	S	M	L	XL	2XL	3XL
(A) Chest	43	46	48	50	52	54	56	58
(B) Length	54	57	60	62	64	66	68	70
(C) Waist	38	41	43	45	47	49	51	53
(D) Bottom	43	46	48	50	52	54	56	58
(E) Half Sleeve (CB)	33	35	37	39	41	43	45	47
(F) ArmHole	16	17	18	19	20	21	22	23

GIRLS (YOUTH) JERSEYS

	8YO	10YO	12YO
(A) Chest	34	37	40
(B) Length	45	48	51
(C) Waist	29	32	35
(D) Bottom	34	37	40
(E) Half Sleeve (CB)	27	29	31
(F) ArmHole	13	14	15

ALL MEASUREMENTS ARE IN **CENTEMETRES**
PLEASE NOTE THAT EXACT SIZE CHART MAY VARY 1.5 CM EITHER DIRECTION.



SLEEVELESS JERSEY

MEASURING TIP: Get a uniform that fits you comfortably. Measure them while they are laid flat and compare it to our sizing chart and choose the closest size to your measurements.

SIZING

MENS JERSEYS

	S	M	L	XL	2XL	3XL	4XL
(A) Chest	53.5	56	58.5	61	63.5	66	68.5
(B) Length	79	81.5	84	86.5	89	91.5	94
(C) Shoulder Width	35.5	35.5	38	38	40.5	40.5	43
(D) Arm Hole	28	28	30.5	30.5	32	33	33

WOMENS JERSEYS

	WS	WM	WL	WXL	W2XL	W3XL	W4XL
(A) Chest	48.5	51	53.5	56	58.5	61	63.5
(B) Length	74	76.5	79	81.5	84	86.5	89
(C) Shoulder Width	33	33	35.5	35.5	38	38	40.5
(D) Arm Hole	25.5	25.5	28	28	30.5	32	33
(E) Waist	45	47	50	52	55	58	60

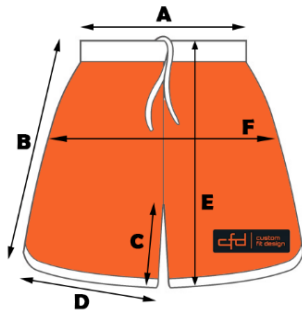
(YOUTH) JERSEYS

	YXS	YS	YM	YL	YXL
(A) Chest	33	38	43	48.5	51
(B) Length	54	59	69	74	76
(C) Shoulder Width	30.5	33	33	35.5	35.5
(D) Arm Hole	18	18	23	23	25.5

ALL MEASUREMENTS ARE IN **CENTIMETRES**

PLEASE NOTE THAT EXACT SIZE CHART MAY VARY 1.5 CM EITHER DIRECTION.

SHORTS



MEASURING TIP: Get a uniform that fits you comfortably. Measure them while they are laid flat and compare it to our sizing chart and choose the closest size to your measurements.

SIZING

MENS SHORTS

	S	M	L	XL	2XL	3XL	4XL
(A) Relaxed 1/2 Waist	32	34	36	38	40	42	44
(B) Outseam	38	40	42	44	46	48	50
(C) Inseam	11.5	12.5	13.5	14.5	15.5	16.5	17.5
(D) Leg Opening	31	32	34	35	36	37	38

WOMENS SHORTS

	WS	WM	WL	WXL	W2XL	W3XL	W4XL
(A) Relaxed 1/2 Waist	30	32	34	36	38	40	42
(B) Outseam	36	38	40	42	44	46	48
(D) Leg Opening	30	31	32	34	35	36	37
(F) Hip	52	55	58	60	62	64	66

BOYS (YOUTH) SHORTS

	YXS	YS	YM	YL	YXL
(A) Relaxed 1/2 Waist	21	26	31	33	33
(B) Outseam	30.5	33	35.5	35.5	38
(C) Inseam	14	15	16.5	18	19
(D) Leg Opening	25.5	28	33	35.5	40.5

GIRLS (YOUTH) SHORTS

	GYXS	GYS	GYM	GYL	GYXL
(A) Relaxed 1/2 Waist	23	26	28	31	33
(B) Outseam	18	20.5	23	25.5	28
(D) Leg Opening	24	26.5	28	30.5	32
(E) Front Length	26.5	29	32	34.5	37
(F) Hip	35.5	39.5	43	47	51

ALL MEASUREMENTS ARE IN **CENTIMETRES**

PLEASE NOTE THAT EXACT SIZE CHART MAY VARY 1.5 CM EITHER DIRECTION.